

INDIAN INCOME TAX RETURN ACKNOWLEDGEMENT

[Where the data of the Return of Income in Form ITR-1 (SAHAJ), ITR-2, ITR-3,
ITR-4(SUGAM), ITR-5, ITR-6, ITR-7 filed and verified]
(Please see Rule 12 of the Income-tax Rules, 1962)

Assessment Year
2020-21

PAN	AAKFM3588P		
Name	MARUTHI EDUCATIONAL SOCIETY		
Address	DUNDIGALQUTBULLAPUR MANDAL, , RANGA REDDY, RANGA REDDY, TELANGANA, 500043		
Status	AOP/BOI	Form Number	ITR-7
Filed u/s	139(1)-On or before due date	e-Filing Acknowledgement Number	241974331050221
Taxable Income and Tax details	Current Year business loss, if any	1	0
	Total Income		0
	Book Profit under MAT, where applicable	2	0
	Adjusted Total Income under AMT, where applicable	3	0
	Net tax payable	4	0
	Interest and Fee Payable	5	0
	Total tax, interest and Fee payable	6	0
	Taxes Paid	7	103989
(+)Tax Payable /(-)Refundable (6-7)	8	-103990	
Dividend Distribution Tax details	Dividend Tax Payable	9	0
	Interest Payable	10	0
	Total Dividend tax and interest payable	11	0
	Taxes Paid	12	0
	(+)Tax Payable /(-)Refundable (11-12)	13	0
Accreted Income & Tax Detail	Accreted Income as per section 115TD	14	0
	Additional Tax payable u/s 115TD	15	0
	Interest payable u/s 115TE	16	0
	Additional Tax and interest payable	17	0
	Tax and interest paid	18	0
(+)Tax Payable /(-)Refundable (17-18)	19	0	

Income Tax Return submitted electronically on 05-02-2021 15:01:25 from IP address 183.83.38.93 and verified by

RAJESHWAR RAO BABBULA

having PAN AEUPB6934J on 05-02-2021 15:01:25 from IP address 183.83.38.93 using


Digital Signature Certificate (DSC).

DSC details: 50976805CN=Capricorn CA 2014.2.S.4.51=#131647352c56494b41532044454550204255494c44494e47,STREET=18,LAXMI NAGAR DISTRICT
CENTER_ST=DELHI,2.S.4.17=#1306313130303932,OU=Certifying Authority,O=Capricorn Identity Services Pvt Ltd.,C=IN

DO NOT SEND THIS ACKNOWLEDGEMENT TO CPC, BENGALURU

MARUTHI EDUCATIONAL SOCIETY
DUNDIGAL, QUTHBULLAPUR MANDAL, R.R.DISTRICT-500043
RECEIPTS & PAYMENTS ACCOUNT FOR THE YEAR ENDED 31-03-2020


RECEIPTS		AMOUNT	PAYMENTS		AMOUNT
To	OPENING BALANCES		By	Advertisement Expenses	3,522,527.00
To	Cash in hand	18,122.00	By	Annual Day	530,522.00
To	Cash at Bank	13,843,262.00	By	Administrative Expenses	1,287,217.00
To	Tution Fee	146,874,303.00	By	Bank Charges	175,872.00
To	PM SSS Fee	833,400.00	By	AICTE	250,000.00
To	Admission fee	27,090,656.00	By	Website charges	130,000.00
To	Misc Income	3,918,425.00	By	College Maintenance	359,374.00
To	Interest	332,382.00	By	Computer Maintenance	1,017,935.00
To	ICET	132,000.00	By	Electricity Charges	4,289,565.00
To	EM CET	28,573,300.00	By	Exam Expenses	4,823,294.00
To	E CET & PG CET	3,144,500.00	By	Graduation Day Exps	479,911.00
To	Bus Fee	40,560,000.00	By	Functions & Seminars	479,485.00
To	Infrastructure usage charg	1,227,485.00	By	Gardening Expenses	710,895.00
To	Training and placements	17,136,000.00	By	Generator Maintenance	1,277,354.00
To	Tution Fee - Govt	134,329,500.00	By	Insurance(Staff)	434,653.00
To	Adv Fee Collection	25,119,000.00	By	Implementation of E Governance	1,536,645.00
To	Exam Fee	20,220,157.00	By	Insurance (Vehicles)	1,032,039.00
To	Unsecured Loans	14,500,000.00	By	Interest on Loans	8,348,722.00
To	Secured Loans	36,500,000.00	By	Vehicle Maintenece	328,240.00
To	Research Grants from Others	22,430,941.00	By	Intellectual Property Rights (IPR)	251,208.00
To	Sundry Debtors	421,062.00	By	Internet Charges	1,079,287.00
To	Insurance	50,000.00	By	Skill Development Expenses	538,500.00
			By	JNTU-H (Affiliation, Common Service and exam fees	9,071,966.00
			By	Labour Charges	678,990.00
			By	Miscellaneous expenses	289,663.00
			By	IE Accrediation(NBA Exp)	560,500.00
			By	NSS Programme	37,550.00
			By	Medical Expenses	111,741.00
			By	Property Tax	996,931.00
			By	Technofeast Expenses	274,900.00
			By	Pooja Expenses	52,109.00
			By	Books and periodicals	1,794,895.00
			By	Postage & Telagram Charges	72,871.00
			By	Printing & Stationery	3,616,908.00
			By	Research & Project Expenses	10,866,987.00
			By	Repairs & Maintenance (Buildings)	889,750.00
			By	Repairs & Maintenance (Computer)	978,786.00
			By	Electrical Maintenance	779,972.00
			By	Scholarships & Merit Awards	2,953,600.00
			By	Games & sports expenses	334,105.00
			By	Student Welfare Expenses	2,006,332.00
			By	Training & Placement Expenses	8,294,066.00
			By	Awareness Prog on Innovation	1,079,376.00
			By	Water Charges	604,363.00
			By	Seminar & Work shop	1,596,744.00
			By	Staff Welfare Expenses	1,880,089.00
			By	T&D Allowance	774,214.00
			By	Travelling Expenses	2,024,540.00
			By	E Content Development	529,625.00
			By	Telephone Expenses	214,200.00
			By	Transport Exps	15,003,190.00
			By	Technology Innovation & Incubation	1,771,000.00



		By PF Admin Charges	42,251.00
		By PF employer Contribution	774,178.00
		By SMS Expenses	80,000.00
		By Lab Maintenance Charges	1,856,810.00
		By Research & Development Expenses	965,721.00
		By Conveyance Expenses	516,914.00
		By Innovation Product Development	724,250.00
		By Consultancy Charges	480,000.00
		By Faculty Development Expenses	3,191,000.00
		By Salaries	195,276,148.00
		By ESI Employer Contribution	173,523.00
		By Science & Technology Startup Park	504,799.00
		By <u>Current Liabilities</u>	
		By Secured Loans	10,373,179.00
		By Unsecured Loans	113,610,564.00
		By Project expenses	17,833,666.00
		<u>Outstanding Expenses</u>	
		By PF Payable	140,865.00
		By ESI Payable	26,111.00
		By PT Payable	72,100.00
		By Salary Payable	9,452,382.00
		By TDS	1,710,242.00
		By Audit Fee Payable	118,000.00
		By Electricity Payable	609,816.00
		By Creditors	12,384,779.00
		By Transport Charges	5,045,557.00
		By <u>Fixed Assets</u>	
		By Furniture & Fixtures	2,739,598.00
		By Buildings	11,948,924.00
		By Lab Equipment	6,638,510.00
		By Sports Equipment	293,000.00
		By Electrical Equipment	1,195,207.00
		By computer	416,314.00
		<u>Current Assets</u>	
		By Advances to Customer	544,759.00
		By Salary Advance	649,500.00
		By Loans and Advnaces	8,720,000.00
		<u>Closing Balance</u>	
		By Cash in Hand	26,547.00
		By Bank Balance	25,096,073.00
	TOTAL		537,254,495.00
		TOTAL	537,254,495.00

For KISHORE & VENKAT ASSOCIATES
Chartered Accountants

FRN. 001807S
M.V.RAMANA REDDY
Partner, M NO 026845



Place: Hyderabad
Date : 14-01-2021

For MARUTHI EDUCATIONAL SOCIETY

(CH. SATHI REDDY)
Secretary & Correspondent

(B.RAJESHWAR RAO)
Treasurer

MARUTHI EDUCATIONAL SOCIETY
DUNDIGAL, QUTHBULLAPUR MANDAL, R.R.DISTRICT-500043
INCOME & EXPENDITURE ACCOUNT FOR THE YEAR ENDED 31-03-2020


EXPENDITURE		AMOUNT	INCOME		AMOUNT
		Rs.			Rs.
To Salaries	229,955,250.00	By Tuition Fee 19-20	339,236,459.00		
To Advertisement Expenses	3,914,870.00	Less: Fee received in advance	<u>25,119,000.00</u>		
To Annual Day Expenses	530,523.00	Add: Advance Fee(2018-19)	<u>39,536,766.00</u>		
To Admin Expenses	1,287,217.00	Less: Provision for Fee	<u>59,262,461.00</u>		294,391,794.00
To Bank Charges	175,872.00				
To Property Tax	996,931.00				
To AICTE	250,000.00				
To Books & Periodicals	2,122,239.00	By Admin Fee			27,091,014.00
To Conveyance Expenses	517,281.00	By Exam Fee			20,220,160.00
To SMS Expenses	80,000.00	By Misc Income			3,918,420.00
To College Maintainance	1,535,006.00	By Bank Interest			332,382.00
To Computer maintenace	705,791.00	By Bus Fee - students & Staff			43,569,186.00
To Technical Feast Expenses	274,900.00	By Training & Placements			17,136,000.00
To Consultancy Charges	480,000.00	By Infra Strucure usage charges			2,438,304.00
To PF Admin Charges	46,086.00	By Interest on electricity deposit			49,510.00
To Electricity Charges	4,289,556.00				
To Innovation Product Development	724,250.00				
To E Content Development	529,625.00				
To Electrical maintenance	650,926.00				
To Exam Branch Expenditure	4,823,294.00				
To Functions & Seminars	479,485.00				
To Faculty Development Exp	3,191,000.00				
To Gardening Expenses	726,395.00				
To Generator Maintenance	1,277,354.00				
To Graduation Day Expenses	479,911.00				
To Telephone Charges	214,200.00				
To NSS Programme	37,550.00				
To Vehicle Maintenance	328,240.00				
To Intellectual Property Rights(IPR)	251,208.00				
To Insurance(Staff)	200,095.00				
To Insurance(Vehicles)	1,032,039.00				
To Interest on Secured Loans	8,348,722.00				
To Interst on Unsecured Loans	1,179,606.00				
To Internet Charges	1,622,784.00				
To Implementation of E-Governance	2,346,125.00				
To JNTU-H (Affiliation, Common Service and Exam Fees)	9,071,966.00				
To Lab maintenance Expenses	1,655,391.00				
To Labour Charges	678,990.00				
To Misc expenses	289,663.00				
To Medical Expenses	111,741.00				
To IE Accrediation(NBA Exp)	560,500.00				
To Pooja Expenses	52,109.00				
To Postage & Telegram Charges	72,871.00				
To Printing & Stationery	4,898,357.00				
To Project Expenses	5,123,918.00				
To Repairs & Maintenance (Buildings)	2,835,300.00				
To Repairs & Maintenance (Computer)	711,910.00				
To Technology innovation and Incubation	1,771,000.00				
To Research & Development Expenses	965,721.00				
To Staff Welfare Expenses	1,193,275.00				
To Games & sports expenses	354,404.00				
To Student Welfare Expenses	4,459,438.00				
To Science Technology startup Park	504,799.00				
To Training & Placement Expenses	8,888,000.00				
To Awareness Prog on Innovation	1,071,591.00				
To Skill Development	538,500.00				
To Water Charges	606,367.00				
To Seminar & Work shop	1,596,744.00				
To Scholarships & Merit Awards	2,953,600.00				
To TA/DA Expenses	774,214.00				
To ESI Employer Contribution	189,399.00				
To Website charges	130,000.00				



To Travelling Expenses	2,093,811.00			
To Transport Charges	22,204,622.00			
To PF employer Contribution	849,439.00			
To GST on Audit Fee	18,000.00			
To Audit Fee	100,000.00			
To Depreciation	49,143,767.00			
To Excess of Income over Expenditure	7,073,032.01			
TOTAL	409,146,770.00	TOTAL		409,146,770.00

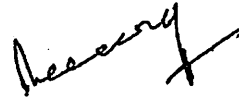

For KISHORE & VENKAT ASSOCIATES
Chartered Accountants
FRN. 001807S


(M.V. RAMANA REDDY)
Partner
M.No. 026845



Place: Hyderabad
Date : 14-01-2021

For MARUTHI EDUCATIONAL SOCIETY


(CH. SATHI REDDY)
Secretary & Correspondent

(B. RAJESHWAR RAO)
Treasurer


MARUTHI EDUCATIONAL SOCIETY
DUNDIGAL, QUTHBULLAPUR MANDAL, R.R.DISTRICT-500043
BALANCE SHEET AS ON 31-03-2020

LIABILITIES		AMOUNT	ASSETS		AMOUNT
Capital Fund		11,901,203.00	FIXED ASSETS		
Development Fund		10,809,000.00	(AS PER ANNEXURE)		336,468,794.01
Excess of income Over Expenditure	21,209,979.00		Land		10,404,505.00
Add: Excess of Income over Expenditure	<u>7,073,032.00</u>	28,283,011.00	Land Development Exp		908,500.00
<u>LOANS(LIABILITY)</u>			<u>DEPOSITS</u>		
Secured Loans	82,225,522.00		Telephone Deposit	21,500.00	
Unsecured Loans	43,117,442.00		Electricity Deposit	996,123.00	
Advance Fee Collection	86,582,742.00		Interest on electricity	140,646.00	
Provision Fee for 2months	<u>59,262,461.00</u>	271,188,167.00	Tuition fees receivable 16-17-Students	1,117.00	
			Tuition fees receivable 18-19-Students	4,968,400.00	
<u>OUTSTANDING LIABILITIES</u>			Tuition fees receivable 19-20-Govt	75,336,600.00	
Sundry Creditors	75,342,347.00		<u>CURRENT ASSETS</u>		
Audit fee payable	167,207.00		Loans and Advances	15,806,360.00	
P.F.Payable	150,476.00		T.D.S Receivable	604,123.00	
P.T.Payable	71,700.00		TCS Receivable	327,059.00	
Salaries Payable	49,599,958.00		Income tax pending appeal	970,134.00	
ESI Payable	19,562.00		Insurance	516,697.00	
TDS Payable	1,182,964.00	126,534,214.00	Sundry Debtors	1,593,167.00	
			<u>CASH & BANK BALANCES</u>		
Project & Research work		5,861,785.00	Cash in Hand	26,547.00	
Deposit from employees		19,539,531.00	Bank Balance	25,096,073.00	
Engineer's Asson. Fees		69,434.00			
		474,186,345.00			474,186,345.00

For KISHORE & VENKAT ASSOCIATES
Chartered Accountants

FRN. 001807S

(M.V.RAMANA REDDY)
Partner
M.No. 026845



For MARUTHI EDUCATIONAL SOCIETY

(CH. SATHI REDDY)
Secretary & Correspondent

(B.RAJESHWAR RAO)
Treasurer

Place: Hyderabad
Date : 14-01-2021

MARUTHI EDUCATIONAL SOCIETY
DUNDIGAL, QUTHBULLAPUR MANDAL, R.R.DISTRICT-500043
DEPRECIATION STATEMENT FOR THE YEAR ENDED 31.03.2020

Sl. No.	Name of the Asset	W.D.V.as on 01/04/2019	Additional Deletions			Total as on 31/03/2020	Rate of Dep	Dep Before Sept	Dep After Sept	Total Dep for the Year	W.D.V as at 31/3/2020
			Before Sep'2019	After Sep'2019	deletions						
1	Buildings	90,450,136.00	11,952,172.00	3,918,682.00	-	15,870,854.00	10%	9,240,231.00	195,934.00	9,436,165.00	86,884,825.00
2	Air Conditioners	2,250,072.00	-	-	-	2,250,072.00	15%	337,511.00	-	337,511.00	1,912,561.00
3	Water Coolers & Purifiers	435,926.00	-	-	-	435,926.00	15%	65,374.00	-	65,374.00	370,452.00
4	Lab Equipment	48,292,041.00	3,872,493.00	1,992,686.00	-	5,865,179.00	15%	7,824,680.00	149,451.00	7,974,131.00	46,183,089.00
4	Lab Equipment (Project)	-	3,048,986.00	355,000.00	-	3,403,986.00	15%	457,348.00	26,625.00	483,973.00	2,920,013.00
5	Computers	8,171,332.00	1,420,122.00	197,500.00	-	1,617,622.00	40%	3,836,582.00	39,500.00	3,876,082.00	5,912,872.00
6	Electrical Equipment	19,512,502.00	1,211,287.00	81,333.00	-	1,292,620.00	15%	3,108,568.00	6,100.00	3,114,668.00	17,690,454.01
7	Furniture	65,978,250.00	2,780,466.00	670,542.00	-	3,451,008.00	10%	6,875,872.00	33,527.00	6,909,399.00	62,619,859.00
8	Library Books	8,445,755.00	-	-	-	8,445,755.00	15%	1,266,863.00	-	1,266,863.00	7,178,892.00
9	Air Craft	1,176,969.00	-	-	-	1,176,969.00	15%	176,545.00	-	176,545.00	1,000,424.00
10	Xerox Machine	254,207.00	-	-	-	254,207.00	15%	38,131.00	-	38,131.00	216,076.00
11	Vehicles	711,347.00	-	-	-	711,347.00	15%	106,702.00	-	106,702.00	604,645.00
12	Generator	459,581.00	-	-	-	459,581.00	15%	68,937.00	-	68,937.00	380,644.00
13	Fire safety	485,794.00	-	-	-	485,794.00	15%	72,869.00	-	72,869.00	412,925.00
14	UPS	172,019.00	-	-	-	172,019.00	15%	25,803.00	-	25,803.00	146,216.00
15	Bore Well	136,488.00	-	-	-	136,488.00	15%	20,473.00	-	20,473.00	116,015.00
16	Office Equipment	4,241,622.00	-	-	-	4,241,622.00	15%	636,243.00	-	636,243.00	3,605,379.00
18	Sports Equipment	1,699,135.00	324,800.00	184,600.00	-	509,300.00	15%	303,590.00	13,838.00	317,428.00	1,891,007.00
19	Cars	35,571,301.00	-	-	-	35,571,301.00	15%	5,335,695.00	-	5,335,695.00	30,235,606.00
20	Machinery	11,878,666.00	357,572.00	30,347,200.00	-	30,704,772.00	15%	1,835,436.00	2,276,040.00	4,111,476.00	38,471,962.00
21	Coolers	461,424.00	-	-	-	461,424.00	15%	69,214.00	-	69,214.00	392,210.00
22	Printers	2,066,516.00	-	-	-	2,066,516.00	15%	309,977.00	-	309,977.00	1,756,539.00
23	Projectors	961,758.00	-	-	-	961,758.00	15%	144,264.00	-	144,264.00	817,494.00
24	Solar Systems	-	9,520,000.00	1,270,000.00	-	10,790,000.00	40%	3,808,000.00	254,000.00	4,062,000.00	6,728,000.00
25	Civil Works	17,068,854.00	-	-	-	17,068,854.00	0%	-	-	-	17,068,854.00
26	Television	1,225,625.00	-	-	-	1,225,625.00	15%	183,844.00	-	183,844.00	1,041,781.00
	TOTAL	312,107,220.00	34,487,898.00	39,017,443.00	-	73,505,341.00		46,148,752.00	2,995,015.00	49,143,767.00	336,468,794.01

Note: Depreciation has been provided using WDV method as per Income Tax Act.

For KISHORE & VENKAT ASSOCIATES

Chartered Accountants
FRN. 001807S

(M.V.RAMANA REDDY)
Partner, M No 026845



Place: Hyderabad
Date : 14-01-2021

(CH SATHI REDDY)
Secretary & Correspondent

For MARUTHI EDUCATIONAL SOCIETY

(B.RAJESHWAR RAO)
Treasurer